

Web History tutorial using Apple Safari (Version 5.1+)

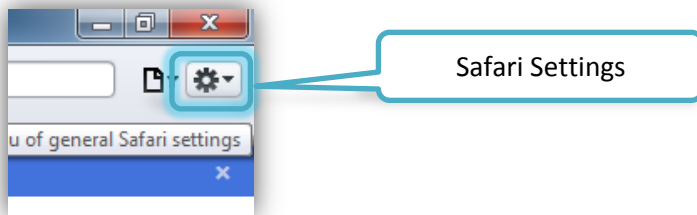
Step 1

On Windows 7, click on Safari to open up the browser



Step 2

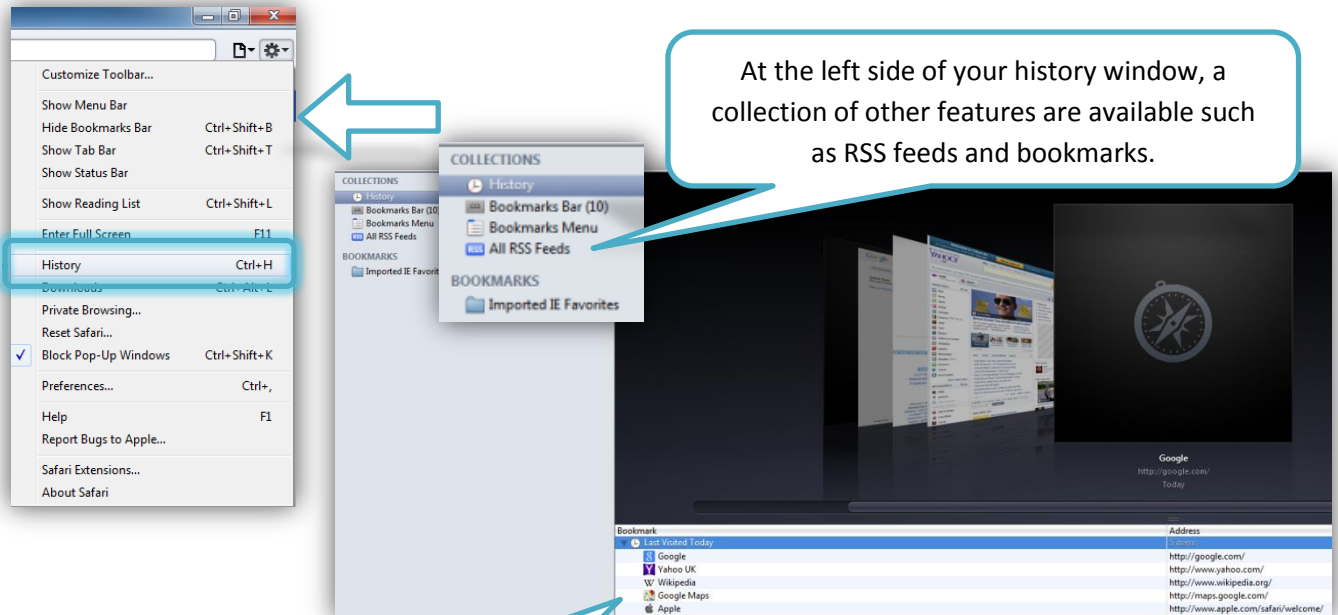
At the top right corner of your web browser. Click on the Safari menu button. This will drop down a menu containing tabs, settings, tools and of course web history.



Step 3

Clicking on the History tab, this will host a list of calendars which features all websites you have visited daily and weekly.

Clicking on individual website branches opens up the specific pages you have visited within that website.



Web History tutorial using Google Chrome (Version 30+)

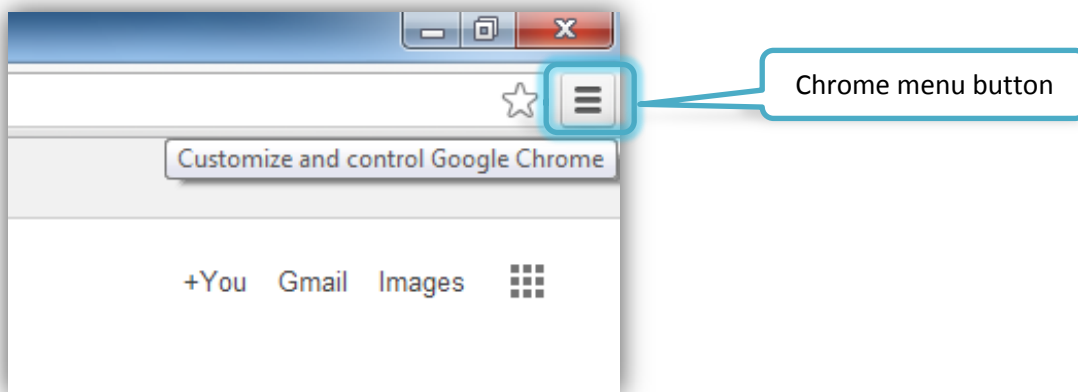
Step 1

On Windows 7, click on Google Chrome.



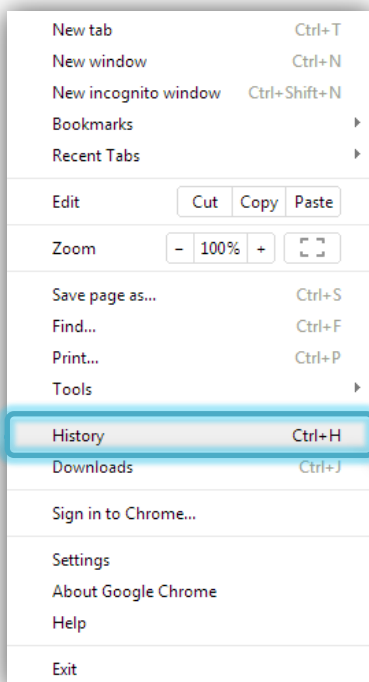
Step 2

At the top right corner of your web browser. Click on the Chrome menu button. This will drop down a menu containing tabs, settings, tools and of course web history.

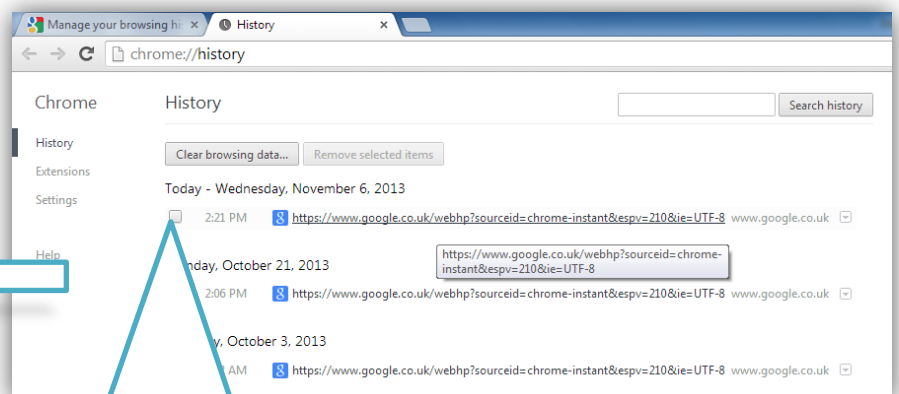


Step 3

Clicking on the History tab, this will host a list of calendars which features all websites you have visited daily and weekly.



Clicking on individual website branches opens up the specific pages you have visited within that website.



You can also delete your unwanted history lists by clicking on the tick boxes at the left side of the history URL

Web History tutorial using Internet Explorer 9.0+

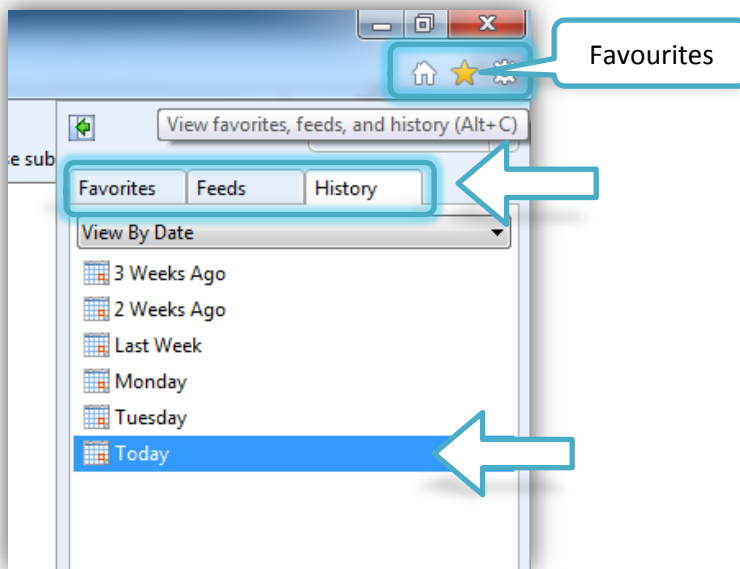
Step 1

On Windows 7, click on Internet Explorer.



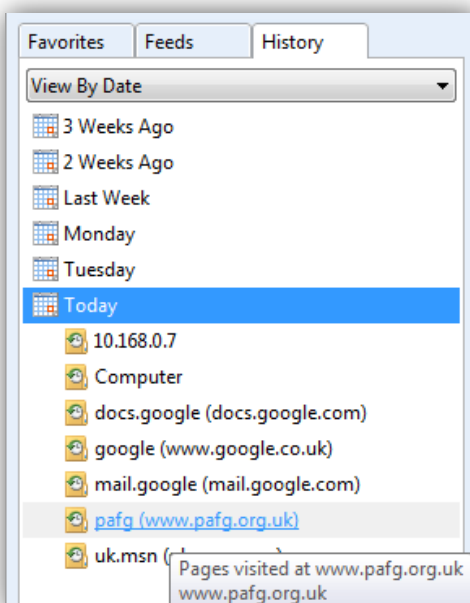
Step 2

At the top right corner of your web browser. Click on the Star shape symbol. This will drop down the Favourites, Feeds and History tabs as shown below.

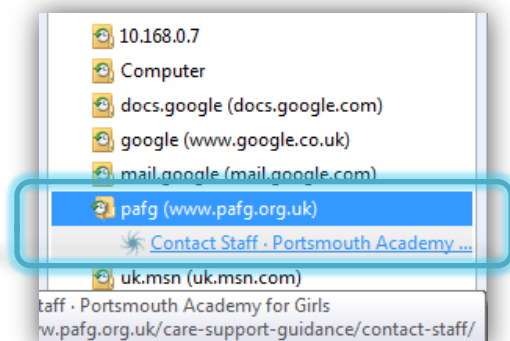


Step 3

Clicking on the History tab, this will host a list of calendars which features all websites you have visited daily and weekly.



Clicking on individual website branches opens up the specific pages you have visited within that website.



Web History tutorial using Mozilla Firefox (Version 25+)

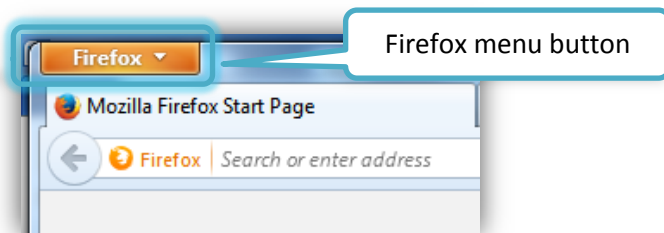
Step 1

On Windows 7, click on Firefox to open up the browser



Step 2

At the top left corner of your web browser. Click on the Firefox menu button. This will drop down a menu containing tabs, settings, tools and of course web history.



Step 3

Click on the History tab, and then 'Show All History'. Clicking on individual website branches opens up the specific pages you have visited within that website.

